

NEET-SS



2020

Information Bulletin

- ◆ National Eligibility Cum Entrance Test
- ◆ Admission to DM, MCh and DNB Super Specialty Courses

This page is intentionally left blank

IMPORTANT DATES

Processes	Timelines
Availability of Information Bulletin	3rd August 2020 Onwards
Online Application Submission	3rd August (3 PM Onwards) to 23rd August 2020 (Till 11:55PM)
Online Application Submission Process Completes On	3rd August 2020 (Till 11:55 PM)
Edit Window for All Applicants	24th August to 25th August 2020
Final Edit Window to rectify Deficient Images: 1. Photograph 2. Signatures 3. Thumb Impression	2nd September to 3rd September 2020
Issue of Admit Card	7th September 2020
Examination Date	15th September 2020
Declaration of Result	By 25th September 2020

CONTACT NBE:

- ❖ The information bulletin & website (**www.nbe.edu.in**) shall guide you through the entire process of application submission and help to answer most of your queries. In case you are still facing issues, then NBE Candidate Care Support is available by phone and email.
- ❖ For exam related queries, contact National Board of Examinations at:

Helpline Number	022- 61087595
Email	helpdesknbeexam@gmail.com
Official Website	www.nbe.edu.in

- ❖ **Phone support** will be available during these times:
 - **3rd August 2020 to 25th September 2020:** 9:30 AM to 6:00 PM from Monday to Friday
 - **15th September 2020 (Examination day):** 7:00 AM to 7:00 PM
 - NBE Candidate Care will be closed on Saturday, Sunday & Gazetted holidays.
- ❖ **Availability of seats and counseling:** Contact Medical Counseling Committee (MCC), Directorate General of Health Services, Ministry of Health & Family Welfare, Govt. of India for seat availability, counseling etc. Contact details of MCC, ADG(ME), Directorate General of Health Services, Ministry of Health & Family Welfare is given below:

Official Website	www.mcc.nic.in www.mohfw.gov.in
Email	mccsuperspeciality@gmail.com

INDEX

- 1. Introduction**
 - 2. Information for Candidates**
 - 3. Examination Fee**
 - 4. Eligibility Criteria**
 - 5. Scheme of NEET SS Examination**
 - 6. Admit Card and Test Day Procedures**
 - 7. Centre for NEET SS Examination**
 - 8. Instructions to Fill Online NEET SS Examination Application Form**
 - 9. Caution Notice, Non- Disclosure Agreement and Unfair Means**
 - 10. Result & Counseling**
 - 11. Communication Protocols**
 - 12. NEET SS for DNB Super Specialty Courses**
- Image Upload Guidelines**
- Annexure - A**
- Annexure - B**
- Annexure - C**
- Annexure - D**

1. Introduction

NEET-SS is an eligibility-cum-ranking examination prescribed as the single entrance examination for admission to various DM/MCh courses as per the Indian Medical Council (Amendment) Act, 2016.

No other entrance examination, either at the state or the Institution level, shall be valid for entry to DM/MCh courses as per the Indian Medical Council (Amendment) Act, 2016 w.e.f. 2017 admission session. Qualifying NEET-SS is mandatory for entry to DM/MCh courses under various Universities/ Institutions in the country.

Scope of NEET-SS

NEET-SS 2020 shall be the single eligibility cum entrance examination for admission to Super Specialty Courses for the academic session 2020-21 which will include the following:

- All DM/MCh Courses in the country including all Private Medical Colleges/Institutions/Universities/Deemed Universities.
- All DM/MCh courses at Armed Forces Medical Services Institutions
- All DNB Super-specialty Courses

The following Medical institutions are not covered for admission to DM/MCh courses through NEET-SS for 2020 admission session:

1. AIIMS, New Delhi
2. PGIMER, Chandigarh
3. JIPMER, Puducherry
4. NIMHANS, Bengaluru
5. Sree Chitra Tirunal Institute for Medical Sciences and Technology, Thiruvananthapuram

No state government/private medical college/Universities including the UT of Jammu & Kashmir shall be conducting any separate entrance for admission to their DM/MCh Courses for the academic session 2020-21

About National Board of Examinations

The Government of India established the National Board of Examinations (NBE) in 1975 with the objective of improving the quality of the Medical Education by establishing high and uniform standards of postgraduate examinations in modern medicine on an All India Basis and utilizing existing healthcare infrastructure for capacity building.

The prime objectives of NBE is to elevate the standards of post graduate medical education in modern medicine and conducting examinations of high standard on an all India basis.

NBE provides a common national standard for evaluation of minimum level of attainment of the knowledge and competencies of post graduate and post doctoral training.

NBE conducts the following examinations on an All India basis on Computer Based Platform:

Name of Examination	Remarks
NEET - PG	Single window entrance examination for admission to MD/MS/PG Diploma and DNB Broad Specialty Courses
NEET - MDS	Single window entrance examination for admission to MDS Courses
NEET - SS	Single window entrance examination for admission to DM/MCh and DNB Superspecialty Courses
FMGE	Screening Test for Foreign Medical Graduates conducted as per Screening Test Regulations, 2002

2. Information for Candidates

- 2.1. NEET-SS 2020 is a qualifying-cum-ranking examination for admission to DM/MCh courses of 2020 admission session. The time schedule for completion of Admission Process for DM/MCh Super specialty courses for 2020-21 admission session is available at **Annexure - A** to this information bulletin.
- 2.2. National Board of Examinations utilises the merit generated through NEET SS for admissions to its DNB Superspecialty courses.
- 2.3. Candidate may kindly note that appearance in NEET-SS 2020 does not confer any automatic rights to secure a Super Specialty seat. The selection and admission to Super Specialty seats in any medical Institution recognized for running Super Specialty courses as per Indian Medical Council Act, 1956 is subject to fulfilling the admission criteria, eligibility, medical fitness and such criteria as may be prescribed by the respective universities, medical institutions, Medical Council of India, State/Central Government.
- 2.4. Candidates are advised to read the Information Bulletin carefully and go through the instructions regarding submission of online application form given in the information bulletin as well as on NEET-SS index page on NBE website **www.nbe.edu.in** before starting online submission process for NEET - SS 2020.
- 2.5. Candidates are deemed to have read, agreed and accepted the Information Bulletin and the terms and conditions in the information bulletin for NEET-SS 2020 on completing the online submission of application form.
- 2.6. A candidate can submit NEET-SS 2020 application form only once. Any candidate found to have submitted more than one application form for NEET-SS 2020 shall be debarred from NEET-SS, his/her

candidature shall be cancelled and further action as deemed appropriate by NBE shall be taken.

- 2.7. Candidate should ensure that all the information entered during the online submission of application form is correct and factual. Information provided by the candidates in the online application form shall be treated as correct and NBE will not entertain, under any circumstances, any request for change in the information provided by the candidates. The option of editing certain information entered in the application form shall be available to the candidates during the edit window. Please refer **Chapter - 8** for details regarding Edit Window.
- 2.8. NBE does not edit /modify/alter any information entered by the candidates at the time of online submission of application form under any circumstances.
- 2.9. Application for NEET - SS 2020 can only be submitted online through National Board of Examinations website www.nbe.edu.in There is no other methodology for application submission. Application submitted through any other mode shall be summarily rejected.
- 2.10. Applications of candidates producing false or fabricated information shall not be considered and candidates may be further debarred from appearing in any future examinations conducted by NBE/MoHFW/other Institutions.
- 2.11. Candidates who fail to submit duly completed applications with requisite documents and/or fail to rectify the deficiencies in the application by the last date prescribed for rectification shall be declared ineligible. **Admit Card shall not be issued to candidates who are declared ineligible.** In such cases, the entire fees will be forfeited.

-
- 2.12. Applications of applicant candidates producing false or fabricated records will not be considered and such applicants will be further debarred from appearing in the future examinations of NBE. Action as deemed appropriate by NBE will be taken if false or fabricated records/ information is submitted or any unfair means are used.
- 2.13. Candidates are advised to ensure that no mandatory column in the online application form is left blank. In the event of rejection of the application form, no correspondence/request for re-consideration will be entertained.
- 2.14. Please refer **Chapter - 8** on *Instructions to Fill NEET SS 2020 Application Form*. Candidates may note that deficiency related to images uploaded shall be communicated to them. **Deficiency related to images uploaded** (photograph, Signatures, Thumb Impression) can be corrected during the **final edit window** i.e. **2nd September to 3rd September 2020**.
- 2.15. Candidates should ensure before applying for the examination that **they possess or likely to possess by 25th September 2020** the Degree/Provisional Pass Certificate of MD/MS/DNB qualification in the eligible specialty duly recognized as per provisions of Indian Medical Council Act or an equivalent recognized qualification. A foreign national should be duly registered with appropriate registering authority in his/her own country where from he/she has obtained his/her PG Medical qualification which is duly recognized by the corresponding Medical Council or concerned authority. If it is found at any stage that the PG Medical qualification of the applicant is not a recognized qualification, the candidature/result shall be cancelled/deemed to be cancelled.
- 2.16. Candidates should go through this bulletin carefully for eligibility criteria before applying. Queries pertaining to eligibility and other issues will only be entertained if the information requested is not given in the bulletin of information or NBE website. No Queries of

the Guardians/Parents/Spouse will be entertained on telephone with regard to the eligibility and disclosure of the results.

- 2.17. Submission of incomplete online application form not in accordance with prescribed instructions shall invite rejection of applications. In such cases, the examination fee shall not be refunded.
- 2.18. Candidate found ineligible at any stage of NEET SS 2020 Examination, will not be permitted to appear in the examination. In an unlikely event of any ineligible candidate appearing and/or passing the NEET SS 2020 examination, the results/candidature of such candidate shall be cancelled and/or is deemed to be cancelled, even if result has been declared or Pass Certificate has been issued.
- 2.19. NBE reserves the right to withdraw permission, if any, granted inadvertently to any candidate who is not eligible to appear in the NEET SS Examination even though the admit card/roll number has been issued or name/roll number is displayed on NBE website.
- 2.20. Fee shall neither be carried forward to a future exams nor refunded under any circumstances.
- 2.21. Candidates' eligibility is purely provisional & is subjected to the fulfilment of eligibility criteria as prescribed in this Information Bulletin.
- 2.22. Instructions in the information bulletin are liable to change based on decisions taken by the NBE from time to time.
- 2.23. Instructions in the information-bulletin are liable to change based on decisions taken by the NBE / MoHFW / MCI from time to time. There is no equity or any rights that are /or deemed to be arising in favour of candidate. Applicants are required to refer to the latest

bulletin or corrigendum that may be issued to incorporate these changes. Refer NBE website www.natboard.edu.in and www.nbe.edu.in for latest updates or corrigendum.

2.24. NBE reserves its absolute right to alter, amend, modify or apply any or some of the instructions/ guidelines contained in this information bulletin.

2.25. The existing schedule, pattern, policy and guidelines are for ready reference only but in no way, they are or are ought to be treated as representative or acknowledgment of fact that NBE is bound to follow the same in future.

2.26. In case of any ambiguity in interpretation of any of the instructions/ terms/ rules/ criteria regarding the determination of eligibility/ conduct of examinations/ registration of candidates/ information contained herein, the interpretation of the National Board of Examinations shall be final and binding in nature.

2.27. Request shall not be entertained for change in date/ center of examination under any circumstances. Candidates are advised not to canvass for such representation.

2.28. Admit Cards for NEET SS 2020 Examination shall be available to download at NBE website www.nbe.edu.in on **7th September 2020**. Candidates found ineligible shall not be issued admit cards.

2.29. Result of NEET SS 2020 shall be displayed on National Board of Examinations website www.natboard.edu.in and www.nbe.edu.in

2.30. NEET SS 2020 shall be conducted by NBE at various exam centres engaged for the purpose. Candidates are advised to familiarise themselves with the route and location of the exam centre. Please refer **Chapter - 6** for details of Test Day Procedures.

-
- 2.31. The examination test centre staff on duty is authorized to verify the identity of candidates and may take steps to verify and record the identity of candidates. Candidates are required to extend requisite cooperation.
- 2.32. Possession/Use of mobile phones/Electronic devices is strictly prohibited in the premises of NBE test Centres. Candidates shall be liable for penal action for Possession/ Use of Mobile phones/ Electronic devices. Please go through guidelines detailed in **Chapter - 9** for use of unfair means in the examination.
- 2.33. **Demo Test:** A demo test shall be available for the benefit of candidates to familiarise themselves with the Computer Based Test format at website www.nbe.edu.in Applicant candidates will be able to access the Demo test from **1st September 2020 onwards**.
- 2.34. The applicant candidates should communicate with National Board of Examinations regarding matters related to NEET SS 2020 as per prescribed Protocols only, detailed under **Chapter - 11**.
- 2.35. Candidates are encouraged to communicate through email with National Board of Examinations. All the correspondence through post should be addressed to the Executive Director, National Board of Examinations, Medical Enclave, Mahatma Gandhi Marg, Ansari Nagar, New Delhi-110029. Candidates are requested to superscribe the envelope with the subject matter of the correspondence for expeditious processing.
- 2.36. **The jurisdiction for court cases/disputes shall be at New Delhi only.**

3. Examination Fee

3.1. Examination Fee:

EXAMINATION FEE	GST @ 18%	TOTAL AMOUNT PAYABLE*
Rs. 3750/-	Rs. 675/-	Rs. 4425/-

*Excluding charges as may be applicable by various payment gateways.

- 3.2. Applications forms once submitted cannot be withdrawn. Fee shall neither be carried forward to a future date nor refunded under any circumstances. Application once submitted cannot be withdrawn. Any claim for refund, adjustment or carrying forward of Application fee will not be entertained.
- 3.3. **How to pay:** The prescribed exam fee should be remitted through payment gateway provided using a Credit Card or a Debit Card issued by banks in India or other modes as may be made available and have been provided on the web page. Fee can not be deposited through any mode other than the payment gateway available while submitting online application form submission.
- 3.4. Examination fees in respect of candidates who are absent or have been declared ineligible due to any reason will be forfeited. Candidates are advised to read the information bulletin for NEET SS 2020 carefully and satisfy the terms and conditions for fulfilment of eligibility criteria before proceeding for payment of fees.

4. Eligibility Criteria

The applicant must meet/ fulfil the following criteria:

- 4.1. Candidates who are in possession of recognized post graduate medical Degree/Provisional Pass Certificate (MD/MS/DNB) or an equivalent recognized qualification or likely to be in possession of the same by **25th September 2020** in accordance with eligible broad specialty qualifications for super specialty courses as mentioned in **Annexure B** of this Information Bulletin can apply for NEET-SS 2020.
- 4.2. Candidates found to be ineligible at any stage of NEET-SS 2020 will not be permitted to appear in the examination. In an unlikely event of any ineligible candidate appearing and/or being successful in NEET SS 2020, the result/ candidature of such candidate shall be cancelled and/or is deemed to be cancelled as and when the ineligibility is detected.
- 4.3. The cutoff date for qualifying MD/MS/DNB Broad Specialty qualification towards determination of eligibility for appearing in NEET-SS 2020 shall be **25th September 2020**.
- 4.4. Requests for appearing in NEET-SS 2020 from candidates who are qualifying and/or getting the results of their MD/MS/DNB qualifications after **25th September 2020** shall be summarily rejected.
- 4.5. Registration with M.C.I./State Medical Council is mandatory and its documentary proof should be furnished at the test Centre on the examination day.
- 4.6. **Foreign Nationals:** Foreign nationals can appear in NEET-SS 2020 without MCI registration. The Medical Council of India may, on payment of the prescribed fee for registration, grant temporary registration for the duration of the Post Doctoral course limited to

the medical college/institution to which he/she is admitted for the time being exclusively for pursuing postdoctoral studies. Provided further that temporary registration to such foreign national shall be subject to the condition that such person is duly registered with appropriate registering authority in his own country where from he has obtained his PG Medical qualification, and is duly recognized by the corresponding Medical Council or concerned authority.

- 4.7. Candidates who have left the DNB Superspecialty Programme (incomplete) after joining the same are not eligible to admissions to DNB Superspecialty courses for subsequent 3 admissions sessions.
- 4.8. Applicant candidates may also refer to Post Graduate Medical Education Regulations, 2000 & all its amendments, issued by Medical Council of India. The same may be referred to at official website **www.mciindia.org** or may be obtained from **Medical Council of India, Sector-8, Pocket-14, Dwarka, New Delhi.**
- 4.9. Eligibility of candidates issued admit card for the examination shall be purely provisional. Appearing in NEET-SS 2020 does not confer any automatic rights upon the candidate for admission to DM/MCh/DNB Super Specialty courses.

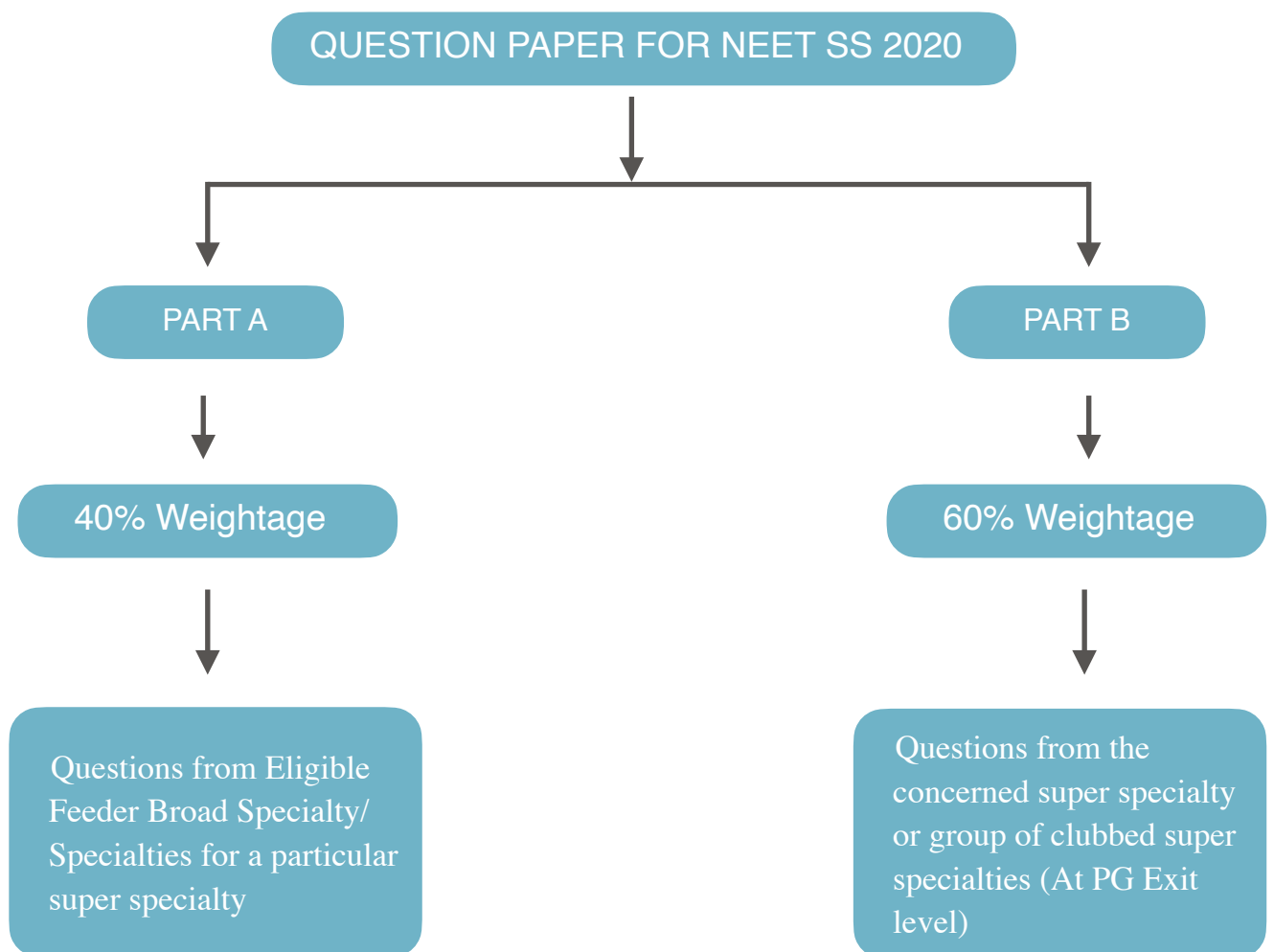
5. Scheme of NEET SS Examination

- 5.1. NEET-SS 2020 shall be conducted in a single day as a computer based examination on **15th September 2020**.
- 5.2. The list of Super specialty courses for which NEET-SS 2020 shall be conducted can be seen at **Annexure C** along with prior entry qualifications i.e. feeder broad specialty qualifications eligible for a particular super specialty course.
- 5.3. The **scheme of NEET-SS 2020** is as follows:
- A candidate can choose a maximum of two super specialty courses for which his/her broad specialty qualification is eligible, at the time of online submission of the application form.
 - Pattern of examination: 40% of the questions shall be from all the eligible feeder broad specialty course(s) and the remaining 60% shall be from the super specialty course selected by the candidate at the time of online submission of application form.
 - NBE may club certain super specialties in which the number of seats offered is less.
- 5.4. **Question Paper:** There shall be a separate question paper for each super specialty course /clubbed group. Total number of questions in each question paper shall be 100 which shall be divided into two Parts; Part A & Part B. All the questions shall be at PG Exit level.
- 5.5. **Part-A of the question paper** for any super specialty course shall comprise of MCQs from the eligible feeder broad specialty course(s). In case, there is only a single feeder broad specialty course for a particular super specialty, Part A in such a case will comprise of questions from only one broad specialty. For eg. MS/ DNB General Surgery is the only feeder broad specialty for MCh

Urology, therefore Part A of Urology question paper will comprise of questions from General Surgery.

For Super specialty courses having multiple feeder broad specialty courses, Part-A will comprise of questions from all the eligible feeder broad specialty courses. For eg. The eligible feeder broad specialties for super specialty course in Cardiology are General Medicine, Pediatrics and Respiratory Medicine. Therefore, Part -A of Cardiology question paper shall comprise of questions from all the three feeder broad specialty courses i.e. General Medicine, Pediatrics & Respiratory Medicine.

5.6. **Part- B of the question paper:** It shall comprise of 60 questions pertaining to the concerned super specialty. The questions shall be of PG Exit level and shall cover topics from clinical practice and basic sciences as applied to the concerned super specialty.



5.7. **Clubbing:** Certain DM/MCh Courses which have less number of seats and have a single common feeder broad specialty course have been clubbed together. Each clubbed group of super specialties shall be treated as one for the purpose of online submission of the application form and generation of the question paper. For eg. Neonatology, Pediatric Gastroenterology, Pediatric Cardiology, Pediatric Nephrology, Pediatric Oncology & Pediatric Hepatology have been clubbed together with Pediatrics being the single common feeder Broad Specialty qualification and all these clubbed specialties will be treated as a single unit for the purpose of online submission of application form and examination. Therefore, part A of the question paper for the clubbed super specialties shall comprise of questions from the single eligible feeder broad specialty and the part B shall comprise questions from all the clubbed super specialties.

5.8. All DM/MCh courses which have been clubbed are tabulated below:

S.No.	DM/MCh Courses which have been clubbed together
1	<ul style="list-style-type: none"> a. Cardiac Anaesthesia b. Organ Transplant Anaesthesia & Critical Care c. Paediatric and Neonatal Anaesthesia
2	<ul style="list-style-type: none"> a. Neonatology b. Pediatric Gastroenterology c. Pediatric Cardiology d. Paediatric Nephrology e. Paediatric Oncology f. Paediatric Hepatology
3	<ul style="list-style-type: none"> a. Surgical Gastroenterology/G.I. Surgery b. Hepato Pancreato Biliary Surgery
4	<ul style="list-style-type: none"> a. Vascular Surgery b. Cardio vascular and Thoracic Surgery c. Thoracic Surgery d. Paediatric Cardio-thoracic Vascular Surgery

S.No. DM/MCh Courses which have been clubbed together	
5	a. Neurology b. Paediatric Neurology
6	a. Neuroradiology b. Interventional Radiology
7	a. Gynaecological Oncology b. Reproductive Medicine and Surgery

5.9. A candidate can opt for only two super specialty courses/clubbed group at the time of online submission of the application form based on his/her eligibility for the concerned super specialty course. Broad specialty qualifications eligible for admission to a particular super specialty course shall be as per Post Graduate Medical Education Regulations, 2000 notified by Medical Council of India and its amendment from time to time. Candidates are advised to refer to MCI website for information regarding availability of seats/ prior entry requirement for any super specialty course(s) they wish to apply.

5.10. Super Specialty courses for which a particular Broad Specialty is a feeder qualification can be seen at **Annexure B**.

5.11. The duration of actual examination for candidates choosing only one super specialty course/clubbed group shall be 1 hour 45 minutes. Likewise the total duration of examination for candidates opting for two super specialty courses / clubbed groups shall be 3 hours 30 minutes. However, candidates opting for only one super specialty course /clubbed group will not be allowed to leave the exam hall/premises till the completion of entire examination or 05:30 pm whichever is later.

5.12. There shall be 25% negative marking for incorrect answers. No marks will be deducted for unattempted questions.

5.13. **Marking Scheme:** Allocation of marks for each MCQ shall be as follows:

S.NO.	RESPONSE	MARKS
1	Correct Response	4 Marks
2	Incorrect Response	1 Mark shall be deducted
3	Unattempted Question	Zero

5.14. During the examination candidates are given an option to mark any question, whether attempted or not, for review which means that candidate has been given an option to go through these questions again before the examination time ends. *Candidates may note that such questions which are marked for review shall be evaluated as per the marking scheme mentioned above.*

5.15. Allocation of time for NEET SS 2020 shall be as follows:

Activities	Time (12:00 PM - 05:30 PM)
Allow Candidates to enter the examination centre and Commence Registration for the test	12:00 PM
Entry closes at Examination Center	01:30 PM
Grant access for Candidate Login	01:45 PM
Candidates log in to read instructions	01:50 PM
Exam Start Time	02:00 PM
Exam End Time	05:30 PM

5.16.Reservation: As per judgment of the Constitution Bench of Supreme Court of India Writ Petition (C) No. 350 of 1998, there is no reservation of seats for super specialty DM/M.Ch. courses.

5.17.Overview of Computer Based Test

Online Application Form Submission

Demo Test (At NBE Website)

Issuance of Admit Cards

Reporting at Test Centre on Schedule Date and

Security Check-in Process

Registration for Test + Face ID Capture

Examination Begins

Examination Ends

Exit Face ID Verification

6. Admit Card & Test Day Procedures

- 6.1. **Admit Card:** Admit cards shall be made live on National Board of Examination website www.nbe.edu.in on **7th September 2020**. **Admit cards will not be issued to candidates found ineligible.**
- 6.2. Candidates will be informed through SMS/Email alerts and website notice regarding availability of the admit card on National Board of Examinations website. Admit card will not be sent to the candidates by Post/Email.
- 6.3. Candidates are required to download their admit card from the NBE website and affix firmly their latest passport size photograph in the space provided on the admit card. The photograph must meet following specifications:
- Size of photograph : Minimum 35x45 mm (and not larger than the box printed on admit card for pasting the photograph) with at least 75% area on the photograph should be occupied with the face & head of the candidate.
 - It should be a Colour photograph with white background
 - The photograph needs to display full front view of the face with a neutral expression. No Caps, Stethoscope, Goggles, Ornaments to be worn.
 - The photograph should not have reflection or shadow on the face with red eyes.
 - The photograph needs to be printed on a high quality paper with at least 600 dpi Resolutions.
 - The photograph must not have kinks, scratches and stains.

-
- 6.4. **TEST DAY PROCEDURES:** National Board of Examinations shall be conducting the **Social Distanced - Computer Based Test (SD-CBT)** in safe and secure environment using touch free processes maintaining social distancing norms wherever needed. National Board of Examinations reserves its rights to review the test day processes of conduct of CBT in wake of changing scenario of COVID-19 pandemic.
- 6.5. **Entry of Candidates as per Time Slots given in the Admit Cards:** Candidates are required to report at the 'Reporting Counter' of test venue at as per time indicated in their admit cards. To avoid crowding at the test venue entry, there will be staggered time slots for candidates to report. Candidates will be required to report at the exam venue as per the time slot informed via SMS on their registered mobile number one day prior to exam date. The reporting counter will close 30 minutes prior to the test start time. This will allow time for security checks, identity verification and checking in for examination.
- 6.6. Candidates reporting late or beyond the prescribed time shall not be allowed to appear in the exam under any circumstances. NBE shall not be responsible for any delayed arrival of the candidate in reaching the centre due to any reason.
- 6.7. **Test Centre Location:** Exact address and location of the test centres shall be indicated in the admit card. Candidates are advised to familiarise themselves with the test centre locations at least one day prior to the examination day and ensure that they report for the exam as per scheduled time only.
- 6.8. Please note that only the candidates who have been issued admit card will be allowed entry inside the examination centre premises subject to fulfilment of documentary requirements.
- 6.9. Friends or relatives accompanying the candidates will not be allowed entry in the examination centre premises under any

circumstances and will not be allowed to contact the candidate while the examination process is ongoing.

6.10. **Barcode/QR Code Reader at Entry Points:** The candidate will flash the admit card and ID proof for verification to the exam functionary standing across the table with barcode/QR code reader. Candidate shall be informed about the assigned lab number. At no time will the exam functionary touch any document of the candidate.

6.11. **Use of Thermo Guns:** All candidates will be checked at the entry point for fever with the thermo guns. In case, any candidate is observed to be having above normal temperature (> 99.14 Degree F) or displaying any symptoms of COVID-19 infection, he/she will be allowed to take the examination in a separate isolation lab.

6.12. Identity checks will be made upon arrival at the test centre to ensure that there are no unauthorized candidates appearing for the exam.

6.13. Candidates MUST bring to the test centre the following documents:

6.13.1. Printed copy of Barcoded/QR Coded Admit card with his/her photograph pasted on it.

6.13.2. Photocopy of Permanent/Provisional SMC/MCI registration, to be retained by the test centre &

6.13.3. Any one of the below mentioned Govt issued photo IDs** (must be **original** and **valid/non-expired**):

- ❖ PAN Card
- ❖ Driving License
- ❖ Voter ID
- ❖ Passport

❖ Aadhaar Card (with Photograph)

6.14. In case, any candidate reports to the test center with e-Aadhaar Card with Aadhaar number printed on it as proof of identity, the e-Aadhaar Card should be a good quality colour print out with clearly visible photograph. The photograph should not have kinks, scratches and stains, and should definitely match with the candidate presenting the e-Aadhaar Card. Decision of NBE in this regard shall be final”.

*** The name on the photo identification must match with the name as shown on the Admit Card. If name has changed due to marriage etc, candidate must show the relevant document to substantiate claim for change in name (Marriage Certificate/Divorcee Decree/ Legal Name Change Document/ Gazette notification for name change).*

6.15. Candidates without valid ID proof shall not be allowed to enter the examination premises.

6.16. Unfair means case shall be registered against the candidates producing false/forged documents/ID Proofs.

6.17. **SECURITY AT THE TEST CENTRE:** Candidates will **not be allowed** to take the following items beyond security check point under any circumstances:

- Any stationery item like textual material (printed or written), notes, Plastic Pouch, Calculator, Pen, Writing Pad, Pen Drives, Eraser, etc..
- Any electronic device like Mobile Phone, Bluetooth, Earphones, Microphone, Pager, wrist watch/Health Band, Calculator, Electronic Pen/ Scanner etc.
- All ornaments like bracelets, Ring, Earrings, Nose-pin, Chain/ Necklace, Pendants, Necklace with pendants, Badge, Brooch etc.
- Other items like Wallet, Goggles, Handbags, Belt, Cap etc.

-
- Any eatable item opened or packed, soft drinks, water bottle etc.
 - Any other item which could be used for unfair means, for hiding communication devices like wireless/Bluetooth device, spy camera etc.

6.18. Candidates will be permitted to carry certain items with them to the examination lab:

- Face Mask
- Gloves
- Personal Transparent water bottle (The practice of water dispenser shall be discontinued in SD-CBT)
- Personal hand sanitizer in a transparent bottle (50ml)
- Exam related documents (Admit card, ID Card etc)

Please read the admit card carefully for items permitted to carry inside the examination centres.

6.19. No arrangement will be made at the centres for keeping any articles/items belonging to the candidates. In case any candidate is found in possession of any of the barred items inside the centre beyond the security check point, it will be considered as use of unfair means and action will be taken against the candidate in accordance with the relevant provisions. To avoid any hardship candidates are advised not to bring prohibited items along with them at the test Centre.

6.20. Frisking (Body pat as well as HHMD) will not be done while social distancing is in effect.

6.21. **Finger Biometrics** of candidates **shall NOT be captured** at the time of registration for the test at test venue in SD-CBT. However, Photograph of the candidates shall be captured on the exam day at the centre. **Face ID shall be verified** at the time of registration for the test and at each bio-break, and at the time of exit of the

candidate. Candidates are requested to cooperate with this essential activity to avoid any cases of impersonation. This is a security feature which will ensure that only genuine candidate appear for the exam. Any candidate not adhering to the aforementioned security measures will not be allowed to take the test.

6.22. After verification of ID and capture of Face ID, candidates will be escorted to the designated computer terminal at the test centre ensuring social distancing and a Invigilator will assist the candidate for check-in process of the test.

6.23. Candidates are required to keep their admit card and photo identification with them at all times during the conduct of examination.

6.24. Candidates are required to listen to the invigilator's instructions to begin the exam. Each workstation will be blocked from three sides – front, left and right. Candidates are advised not to look around at other candidates as there will be surveillance cameras also that will record video.

6.25. Any suspicious or disruptive behaviour on part of the candidate may lead to cancellation of candidature. For any issues during the exam, candidate may raise his or her hand to notify Invigilator.

6.26. Manual Attendance with signature and Ink finger print shall not be done in SD-CBT.

6.27. In case of any technical disruption during the test, rest assured that a registered candidate will get complete allocated examination time.

Case	Description of failure	Standard actions taken
1	Disruption happens (e.g Power Failure) during the exam time after the candidates have logged in (either for one or more candidates)	No action necessary. The timer will stop when the failure occurs and will resume when the failure is rectified. There will be no time loss in allocated examination time due disruption/ failure.
2	Candidate machine is locked during the exam. (e.g Loss of connectivity with the Primary Server)	IT Manager in each exam room verifies and unlocks the candidates account and the timer starts from the same point where the candidate had left. There will be no time loss in allocated examination time due to this locking.
3	Candidate complains of any specific issues in the machine (e.g screen flickering, mouse issue, system getting locked/hanged repeatedly etc)	On reporting of the issue , IT Manager/Invigilator verifies and locks the candidate machine. The candidate is shifted from their allotted seat to buffer seat in same or other lab during the examination. There will be no time loss in allocated examination time due to this shifting

7. Centres for NEET SS Examination

7.1. The tentative list of cities where NEET SS 2020 shall be conducted is as follows:

S. No.	City	S. No	City
1	Ahmedabad	30	Lucknow
2	Ajmer	31	Madurai
3	Bengaluru	32	Meerut
4	Bhatinda	33	Mohali
5	Bhopal	34	Mumbai
6	Bhubhneswar	35	Mysuru (Mysore)
7	Bikaner	36	Nagpur
8	Chennai	37	Nasik
9	Coimbatore	38	Noida
10	Dehradun	39	Patiala
11	Delhi	40	Patna
12	Ernakulam	41	Puducherry
13	Faridabad	42	Pune
14	Gandhinagar	43	Raipur
15	Guntur	44	Rajahmundry
16	Gurugram	45	Ranchi
17	Guwahati	46	Roorkee
18	Hubballi (Hubli)	47	Salem
19	Hyderabad	48	Shillong
20	Indore	49	Sikar
21	Imphal	50	Srinagar
22	Jaipur	51	Thiruvananthapuram
23	Jammu	52	Thrissur
24	Kannur	53	Tiruchirappalli
25	Kanpur	54	Tirunelveli
26	Kohima	55	Varanasi
27	Kolkata	56	Vijaywada
28	Kollam	57	Visakhapatnam
29	Kozhikode		

-
- 7.2. The exact venue will be informed to the candidates through admit cards. The Candidates shall make their own arrangement for travel/boarding etc.
- 7.3. At the time of online submission of application form, the applicant candidate will be required to choose the city in which he/she wants to take the test. The choice of city will depend on availability of the test centres in a particular city and **the allotment shall be done on first come first serve basis.**
- 7.4. During submission of online application form, candidate will be able to see only those cities where testing seats are available. While the city will be chosen by the candidate himself / herself at the time of online submission of application form, allotment of test centre/venue in the chosen city shall be done by NBE.
- 7.5. In case testing seat is not available in the State/UT in which the candidate prefers to appear in NEET SS 2020, he/she can choose the option OTHERS from the list of States/UTs at the time of selection of the State/UT during online submission of application form. NBE will make all efforts to ensure that the candidate is allotted a testing centre in the State of correspondence address of the candidate. In case testing seat is not available in the concerned State due to logistic, administrative or other reasons, testing centre in a nearby State shall be allocated. Candidates opting for OTHERS option shall be informed about their testing city by **30th August 2020.**
- 7.6. Candidates will be informed regarding their test venue through the admit card.
- 7.7. Requests for change of testing centre / city shall not be entertained. Candidates are advised not to canvass for the same.

8. Instructions to Fill Online NEET SS 2020 Application Form

- 8.1. **New User Registration:** All candidates desirous of applying for NEET SS 2020 shall be required to create an online profile of themselves to generate a UserID and Password.
- 8.2. **Applicant Login:** This User ID and Password so created will allow the candidate to login as an applicant for NEET SS 2020 and register an online application. The “Go To Application” link will allow the applicant to continue with the application submission immediately after user creation.
- 8.3. If the Login password is lost, it can be retrieved by clicking “*Forgot Your Password*”.
- 8.4. **Name of Candidate:** Please mention your full name **as in Post Graduate Medical Qualification Certificate**. Name as entered by the candidate while creating his/her User ID shall be reflected in a non-editable format in his/her examination application form. No change in the name shall be permissible under any circumstances after submission of an application. The candidate shall be required to produce his/her Govt issued ID proof bearing same name at the test centre on the test day to seek entry. It is strongly advised not to submit an application with an error in the candidate’s name as it shall not be allowed to be edited after application submission. If the user has entered his/her name wrongly while registering the user, please create another user with correct name.
- 8.5. **Father’s and Mother’s Name:** Please mention the full name of your Father and Mother carefully while registering the user.

-
- 8.6. **Gender and Date of Birth:** Indicate your gender and Day, Month & Year of your birth. Please enter the correct date of birth carefully while registering the user..
- 8.7. **Nationality:** Please enter country of your citizenship. An Indian Citizen should indicate, if he/she is an NRI. If you are an Overseas Citizen of India (OCI), please choose OCI after selecting country of your citizenship.
- 8.8. **Email ID:** Email ID chosen by the applicant candidate shall be verified through a system generated OTP for user creation. **Same email ID can not be used for registration of any other user concurrently.** Please note that all email correspondence with the applicant candidate shall be done at this email ID only. *Email chosen by the applicant candidate shall be the primary means to communicate with the candidate for examination purposes.* Information related to examinations shall be sent at this email ID. Candidates shall also be able to communicate with National Board of Examinations through this registered email only. Correspondence received from any other email ID of the candidate shall not be entertained. Therefore, candidates are advised to choose the email ID carefully.
- 8.9. **Mobile No:** Please provide the desired mobile number for receiving Examinations related communications sent through SMS. Mobile number chosen by the applicant candidate shall NOT be the primary means to communicate with the candidate for examination purposes.
- 8.10. The UserID/ Application ID and password so generated shall be sent to the registered email ID of the candidate for future records.
- 8.11. The index page of NEET SS 2020 at National Board of Examinations website www.nbe.edu.in provides a quick link, “**Applicant Login**”. The online application form for NEET SS 2020 can be accessed through this quick link after successful login.

-
- 8.12. The candidate can login using his/her User ID and Password.
- 8.13. The application submission process can be completed either in a single sitting or in multiple sittings, as per the candidate's choice, during the application submission window. However, once an application is successfully completed & submitted, it shall be available for editing certain field only during the "edit window".
- 8.14. **Candidates are advised not to complete their application registration process in a haste** so as to avoid any errors in providing information.
- 8.15. The candidate shall be required to provide information as asked under various heads. It is strongly recommended to keep the required information handy before start filing the application. Some of the salient heads in the application form are as under:
- 8.16. **Upload of Prescribed Documents & Images (Photograph, Scanned Signatures and Thumb Impression):** Please refer Image Upload Instructions available at NBE website www.nbe.edu.in and at the end of this information bulletin for details of specifications for uploading photograph, signatures and thumb impression. Images which are not as per prescribed specification shall not be considered and may lead to rejection of the application.
- 8.17. The test city can be selected from available choices **on first come first serve basis**. While the city will be chosen by the candidate himself / herself at the time of online submission of application form, allotment of test centre/venue in the chosen city shall be done by NBE.
- 8.18. In case testing seat is not available in the State/UT in which the candidate prefers to appear in NEET SS 2020, he/she can choose the option OTHERS from the list of States/UTs at the time of selection of the State/UT during online submission of application form. NBE will make all efforts to ensure that the candidate is

allotted a testing centre in the State of correspondence address of the candidate. In case testing seat is not available in the concerned State due to logistic, administrative or other reasons, testing centre in a nearby State shall be allocated. Candidates opting for OTHERS option shall be informed about their testing city by **30th August 2020**.

8.19. After selection of test city, the candidate shall be required to pay the prescribed examination fee online. The fee can not be paid through any mode other than the payment gateway available in online application form.

8.20. Candidates shall be prompted to preview the entire application before submission in order to make any corrections, if so required. They shall be required to submit the application after agreeing to the “declaration”. This shall complete the entire process of application submission.

8.21. **Acknowledgement of Application Submission:** An acknowledgement email shall be sent to the registered email ID confirming submission of an application by the candidate.

8.22. **Edit Window:** Candidates who have successfully submitted their application during Application Submission window shall only be allowed to edit their applications during **24th August to 25th August 2020**. No new application can be registered during edit window.

8.23. All *editable fields* in the application form shall be open for the candidate to make any corrections, if so required. Details of field which can not be edited are mentioned below.

8.24. Information entered in the application form can be changed during the “Edit Window”. **However, following fields in the application form shall remain non-editable:**

-
- Name of the Candidate
 - Email ID
 - Nationality
 - Test City

8.25.No editing in information provided shall be permissible in the application form, once edit window is over.

8.26.NBE disclaims any liability that may arise due to incorrect information provided by the candidate during online application form submission.

8.27.NBE does not edit /modify/alter any information entered by the candidates at the time of online submission of application form under any circumstances.

8.28.Subsequent to closure of edit window, deficiency related to images uploaded in the application form shall be communicated to concerned candidates. Deficiency related to images uploaded (photograph, Signatures, Thumb Impression) can be corrected during the **final edit window i.e. 2nd September to 3rd September 2020.**

8.29.Candidates who fail to submit duly completed applications with requisite documents and/or fail to rectify the deficiencies in their applications by the last date prescribed for rectification shall be declared ineligible. **Admit Card shall not be issued to candidates who are declared ineligible.** In such cases, the entire fees will be forfeited.

Summary of Steps in Online Application Form Submission

8.30.The following sequence shall be observed while filing the online application form:

-
- *Fill the user registration form to generate User ID/Application ID and Password.*
 - *User ID and Password will be sent through SMS and Email.*
 - *Complete the application form and upload your Photograph, Scanned signature, Thumb impression & Prescribed documents.*
 - *Choose your Test City and pay Examination Fee*
 - *Agree to the declaration and Submit Application*
 - *Take a print out of the filled Application form with Transaction ID printed on it for records*

9. Caution Notice, Non- Disclosure Agreement and Unfair Means

A. Caution Notice

- 9.1. The official website of NBE are www.natboard.edu.in and www.nbe.edu.in Candidates are advised to refer for any information about NBE and Examinations conducted by NBE only through these websites links. Please refer NEET SS 2020 index page on NBE website www.nbe.edu.in and Information Bulletin uploaded therein for authentic information and periodic updates about the NEET SS 2020.
- 9.2. Candidates are hereby advised not to be allured or misled by unscrupulous agents /touts making false and bogus claims of helping any candidate in any means by such spoofed emails/SMS or forged documents.
- 9.3. NBE does not send any email or SMS to candidates regarding securing good marks/merit position in any of the exams conducted by NBE.
- 9.4. Be aware when getting any email or SMS in the name of NBE, please cross verify information received through SMS in name of NBE with a corresponding Email/NBE Website update.
- 9.5. Candidates are also advised to use the email IDs/contact numbers for communication with NBE which are provided on the NBE websites time to time.
- 9.6. In case candidates are approached by any unscrupulous agents/ touts promising any such undue favour through any spoofed emails/SMS or telephone call or forged documents or personally

the same may be reported to NBE through email mail@natboard.edu.in or to the local police for further investigation.

B. Non Disclosure Agreement

- 9.7. NEET SS is a proprietary examination and is conducted only by National Board of Examinations. The contents of this exam are confidential, proprietary and are owned by National Board of Examinations. NBE explicitly prohibits the candidate, from reproducing, transmitting or publishing any or some contents of this exam, in whole or in part, in any form or by any means verbal or written, electronic or mechanical for any purpose whatsoever. NBE shall not entertain any request for sharing any content of the examination including answer keys/answer sheets.
- 9.8. No content of this exam must be shared with friends, acquaintances or third parties including sharing through online means or via social media. Social media includes but not limited to SMS, Whatsapp, Facebook, Twitter, Hangouts, Blogs etc. using either one's own account or proxy account(s).
- 9.9. By registering for and /or appearing in NEET SS 2020 the candidate explicitly agrees to the above Non Disclosure Agreement and general terms of use for NEET SS 2020 as contained in this Information Bulletin, NEET SS 2020 webpage.
- 9.10. Violation of any act or breach of the same shall be liable for penal action and cancellation of the candidature at the bare threshold.

C. Unfair Means

If during the course of training/examination, a candidate is found indulging in any of the following, he/she shall be deemed to have used unfair means.

-
- 9.11.If a candidate is found to have made a wrong statement in his/her application form for appearance in the examinations / counseling / admission to the training or has attempted to secure or has secured admission to any of the examinations/courses of NBE by making a false statement or by production of a false/forged document .
- 9.12.If at any stage a candidate has tampered with any entry in the certificate or statement of marks or any certificate issued by any governmental or non-governmental body or any other document that has been issued to him/ her by NBE.
- 9.13.Use/possession of any kind of electronic gadgets including mobile phones with or without internet (whether the gadgets are actually used or not).
- 9.14.A candidate found copying from notes written on any part of his/her clothing, body, desk or table or instrument like setsquares, protractors, scales etc. or who is found guilty of concealing, disfiguring, rendering illegible, swallowing or destroying any notes or papers or material found with him/her or found exchanging answer book or question paper with solution or talking to a person or consulting notes or books outside the Examination Hall, while going to the toilet or in the toilet.
- 9.15.Giving or receiving assistance directly or indirectly of any kind or attempting to do so.
- 9.16.Having in possession of any note-book(s) or notes or chits or any other unauthorized material concerning the subject pertaining to the examination paper.
- 9.17.Change of seat/system without the permission of Examination Superintendent/ In charge Computer Laboratory.

-
- 9.18. Contacting or communicating or trying to do so with any person, other than the Examination Staff, during the examination time in the examination center / Computer Laboratory.
- 9.19. Consulting notes, books or any other material or outside person while going out of the examination hall / Computer Laboratory to toilet or to any other place.
- 9.20. Impersonation.
- 9.21. Forgery in photo identification produced to seek entry in the test centre / producing false documents for the purpose.
- 9.22. Using or attempting to use any other undesirable method or means in connection with the examination.
- 9.23. Smuggling out Question Paper or its part; or smuggling out answer book / supplementary answer sheet or part thereof.
- 9.24. Running away or swallowing or destroying any note or paper or material found with him / her.
- 9.25. If the answer books show that a candidate has received or given help to any other candidate through copying.
- 9.26. Threatening any of the officials connected with the conduct of the examinations or threatening of any of the candidates.
- 9.27. Found exchanging answer book or question paper with solution or copying from unauthorized material.
- 9.28. Peeping into the computer monitor screen of the other candidate.

-
- 9.29. Disclosing his/her identity or making distinctive mark in the answer book for that purpose or fails to deliver his/her answer book/continuation sheet before leaving the examination hall.
- 9.30. Hacking or attempting to hack or causing interference with the website of NBE or its Technology Partner(s) or their Information Technology systems.
- 9.31. Tampering with Information Technology systems of NBE or Technology Partner(s) or Computer Laboratory.
- 9.32. Damaging the computer systems of computer Laboratory.
- 9.33. Candidate found to have attempted or trying to attempt personally or through another person to influence or pressurize an examiner, or any officer or official connected with the examinations of the NBE or its technology partner, either at NBE or at the office of technology partner or their respective residence(s), in any matter concerned with the examinations.
- 9.34. Any candidate violating the NDA as detailed above will be treated as UMC.
- 9.35. If at any stage if it is found that the candidate has appeared multiple times in the same session of examination or has appeared in same or different examination of NBE with different names, unfair means case shall be registered against such candidate and dealt accordingly.
- 9.36. Any act of candidate/any person which is detrimental to safe, secure and smooth conduct of examination and the decision of EEC in this regard shall be final.
- 9.37. Candidate is found talking/peeping to another candidate during the examination hours in the examination room.

-
- 9.38. A candidate who refuses to obey the Superintendent of Examination center/Computer Lab and changes his/her seat with another candidate and/or creates disturbance of any kind during the examination and/or otherwise misbehaves in the examination hall.
- 9.39. Any candidate found guilty of having adopted any one or more of the above Unfair means/misconduct is liable to be penalized with a penalty by the Examination Ethics Committee, which may vary from cancellation of the examination/ expulsion up to next 14 attempts or 7 yrs and/or cancellation of candidature as may be decided by Examinations Ethics Committee after considering each case.
- 9.40. **Disclaimer:** The above list is purely indicative. If any act of omission or commission attributed to the candidate/intent by the candidate to vitiate the sanctity of the examination, the decision of NBE shall be final and binding for declaration of any person/candidate guilty of foregoing or such offence as shall be classified as UMC.

10. Result & Counseling

10.1. QUALIFYING CRITERIA:

Candidates placed at the 50th percentile or above shall be declared as qualified in NEET-SS in their respective specialty.

10.2. DATE OF DECLARATION OF RESULT:

The result for NEET-SS 2020 will be declared by **25th September 2020**. The result shall be available at NBE website: www.nbe.edu.in

10.3. The score card shall be available for download to the candidates through applicant login using NBE ID and Password.

10.4. There will be **NO re-evaluation or rechecking or re-totaling**. Requests for re-evaluation/re-totaling shall not be entertained.

10.5. VALIDITY OF NEET-SS 2020 RESULT

The validity of the result of NEET-SS 2020 shall be only for the current admission session i.e. 2020-21 admission session for DM/M.Ch and DNB Super Specialty courses and cannot be carried forward for the next session of admissions for DM/MCh and DNB Super Specialty courses.

Kindly note that the registration of admissions for DM/M.Ch courses is governed by Post Graduate Medical Education Regulations, 2000 issued by Medical Council of India with prior approval of Central Government and the Judgments of Hon'ble Supreme Court of India.

10.6. **TIE BREAKER CRITERIA:** In the event of candidates obtaining the same score for a particular super specialty course, the following tie-breaking criteria will be applied to determine inter-se

merit in descending order of application till a unique inter-se merit is determined for all such candidates:

- A. Candidate having **lesser number of negative responses in the overall paper** will be placed at higher merit position.
- B. Candidate obtaining **higher score in Part B of the question paper** will be placed at higher merit position.
- C. Candidate having **lesser number of negative responses in Part B** of the question paper will be placed at higher merit position.
- D. **Older candidate** will be placed at higher merit position.

10.7.PUBLICATION OF MERIT LIST:

NBE shall declare specialty wise merit list i.e. there will be a separate merit list for each Super Specialty course. There shall not be any equating/scaling and normalization. The merit shall be generated strictly on the basis of marks obtained by the candidate and application of the prescribed tie breaking criteria.

Candidates securing 50th percentile or more in each super specialty specific merit list shall be declared as qualified.

10.8.COUNSELING:

There shall be a common counseling for all Superspecialty seats (DM, MCh and DNB Super specialty) of NEET- SS 2020 at National-Level to be conducted by Directorate General of Health Services, Government of India. A notification regarding the common counseling is at **Annexure-"D"**. NBE shall not entertain queries pertaining to counseling and allotment of seats.

For Schedule/FAQs and scheme of counselling, please visit Medical Counseling Committee (MCC) website www.mcc.nic.in

The Email for queries relating to counseling in Superspecialty is mccsuperspeciality@gmail.com

Candidates are advised to retain the mobile number and email ID used for the registration of NEET SS 2020 application till the completion of counseling process as the same email ID and mobile number shall be used by Medical Counseling Committee (MCC) for the purpose of counseling also.

10.9.AVAILABILITY OF DM/MCh SEATS FOR 2020 SESSION

Candidates may visit website of Medical Council of India www.mciindia.org for details of DM/MCh seats and National Board of Examinations website www.natboard.edu.in for DNB seats available in various super specialty courses.

The following Medical Institutions are not covered by centralized admissions for DM/MCh seats through NEET-SS 2020:-

- A. AIIMS, New Delhi
- B. PGIMER, Chandigarh
- C. JIPMER, Puducherry
- D. NIMHANS, Bengaluru
- E. SCTIMST, Thiruvananthapuram

11. Communication Protocols

11.1. Information in this information bulletin & National Board of Examinations website www.nbe.edu.in and www.natboard.edu.in will guide you through the entire process of application submission and help answer most of your queries.

11.2. In case you are still facing issues, then you can contact NBE through any of the following modes:

- **NBE Candidate Care helpline (Preferred mode):**

Helpline Number	022 - 61087595
Email	helpdesknbeexam@gmail.com
Official Website	www.nbe.edu.in

- **By Post:**

Executive Director
National Board of Examinations,
Medical Enclave,
Ansari Nagar,
New Delhi -110029

11.3. The preferred mode for handling the NEET SS 2020 Examinations related queries shall be by email. The emails may be sent to **dedicated NEET SS help desk** at helpdesknbeexam@gmail.com

11.4. Emails related to NEET SS sent at any other email ID of National Board of Examinations may be missed.

11.5. Queries shall only be processed if same are sent through email ID of candidate registered with NBE.

11.6. Following Information must be provided in emails addressed to National Board of Examinations regarding NEET SS Examinations:

- *Name of Applicant Candidate*
- *Email ID*
- *Mobile Number*
- *Correspondence Address*
- *Application ID/Roll Number for NEET SS Examination*
- *Session of Examination*

❖ **Emails sent without aforesaid information may not be entertained.**

11.7. Do not send the same email multiple times, as it will delay the response process.

11.8. Queries shall not be entertained from persons claiming themselves to be representative, associates or officiates of the applicant candidate.

12. NEET SS FOR DNB SUPER SPECIALTY COURSES

12.1.NBE is utilizing the merit list of NEET-SS for admission to DNB Super Specialty Courses, from July 2019 admission session onwards. For DNB Superspecialty 2020 admission session also, NEET SS 2020 merit list shall be utilised.

12.2.NBE offers the following DNB Super Specialty Courses (along with their prior entry qualifications):

Sl. No.	DNB SUPER SPECIALTY COURSE	PRIOR ENTRY QUALIFICATION
1	CARDIAC ANAESTHESIA	MD/DNB (ANAESTHESIA)
2	CARDIOLOGY	MD/DNB (GENERAL MEDICINE) MD/DNB (PAEDIATRICS) MD/DNB (RESPIRATORY MEDICINE)
3	CRITICAL CARE MEDICINE	MD/DNB (EMERGENCY MEDICINE) MD/DNB (GENERAL MEDICINE) MD/DNB (RESPIRATORY MEDICINE) MD/DNB (ANAESTHESIA) MD/DNB (PAEDIATRICS)
4	ENDOCRINOLOGY	MD/DNB (GENERAL MEDICINE) MD/DNB (PAEDIATRICS)
5	GASTROENTEROLOGY	MD/DNB (GENERAL MEDICINE)
6	GYNAECOLOGIC ONCOLOGY	MD/MS/DNB (OBSTT. & GYNAE.)

7	GENITO URINARY SURGERY (UROLOGY)	MS/DNB(GENERAL SURGERY)
8	MEDICAL GENETICS	MD/DNB (GENERAL MEDICINE) MD/DNB (PAEDIATRICS) MD/MS/DNB (OBSTT. & GYNAE.)
9	MEDICAL ONCOLOGY	MD/DNB (GENERAL MEDICINE) MD/DNB (RADIOTHERAPY / RADIATION ONCOLOGY)
10	NEONATOLOGY	MD/DNB (PAEDIATRICS)
11	NEPHROLOGY	MD/DNB (GENERAL MEDICINE) MD/DNB (PAEDIATRICS)
12	NEUROSURGERY	MS/DNB (GENERAL SURGERY)
13	NEUROLOGY	MD/DNB (GENERAL MEDICINE) MD/DNB (PAEDIATRICS)
14	PAEDIATRIC CARDIOLOGY	MD/DNB (PAEDIATRICS)
15	PAEDIATRIC SURGERY	MS/DNB (GENERAL SURGERY)
16	VASCULAR SURGERY	MS/DNB (GENERAL SURGERY)
17	PLASTIC SURGERY	MS/DNB (GENERAL SURGERY)
18	SURGICAL GASTROENTEROLOGY	MS/DNB (GENERAL SURGERY)
19	SURGICAL ONCOLOGY	MS/DNB (GENERAL SURGERY)

20	THORACIC SURGERY	MS/DNB (GENERAL SURGERY)
21	CARDIOVASCULAR & THORACIC SURGERY	MS/DNB (GENERAL SURGERY)
22	RHEUMATOLOGY	MD/DNB (GENERAL MEDICINE) MD/DNB (PAEDIATRICS)
23	ENDOVASCULAR & INTERVENTIONAL RADIOLOGY	MD/DNB (RADIODIAGNOSIS)
24	HAEMATOLOGY	MD/DNB (GENERAL MEDICINE) MD/DNB (PAEDIATRICS) MD/DNB (BIOCHEMISTRY) MD/DNB (PATHOLOGY)
25	PAEDIATRIC INTENSIVE CARE	MD/DNB (PAEDIATRICS)
26	NEURO ANAESTHESIA & CRITICAL CARE	DNB/MD (ANESTHESIOLOGY)

12.3. In certain DNB Super specialty courses, there is a minor variation in nomenclature with corresponding DM/MCh Courses. The list of such DNB Super specialty courses is given below along with their corresponding DM/MCh Courses:

DNB COURSE	CORRESPONDING DM/ MCh COURSE	REMARKS
DNB RHEUMATOLOGY	DM CLINICAL IMMUNOLOGY AND RHEUMATOLOGY	The merit list for DM Clinical Immunology & Rheumatology will be utilised for filling DNB Rheumatology seats.

DNB COURSE	CORRESPONDING DM/ MCh COURSE	REMARKS
DNB ENDOVASCULAR AND INTERVENTIONAL RADIOLOGY	DM INTERVENTIONAL RADIOLOGY	The merit list for DM Interventional Radiology will be utilised for filling DNB Endovascular and Interventional Radiology seats.
DNB HAEMATOLOGY	DM CLINICAL HAEMATOLOGY	The merit list for DM Clinical Haematology will be utilised for filling DNB Haematology seats.
DNB PLASTIC SURGERY	MCh PLASTIC & RECONSTRUCTIVE SURGERY	The merit list for MCh Plastic & Reconstructive Surgery will be utilised for filling DNB Plastic Surgery seats.

12.4. There are two DNB Super specialty courses for which there is no corresponding DM/MCh Course in NEET-SS 2020. Candidates interested in following courses at the time of submission of online application form for NEET-SS 2020 should select the super specialty courses as mentioned below.

DNB COURSE	Superspecialty Course to be selected during Online Application	REMARKS
DNB NEURO ANAESTHESIA & CRITICAL CARE	Clubbed group for CARDIAC ANESTHESIA/ ORGAN TRANSPLANT ANESTHESIA AND CRITICAL CARE/PAEDIATRIC AND NEONATAL ANESTHESIA	The merit list for DM Cardiac Anesthesia/ Organ Transplant Anesthesia and Critical Care/ Paediatric and Neonatal Anesthesia will be utilized for filling DNB Neuro Anaesthesia & Critical Care seats.

DNB COURSE	Superspecialty Course to be selected during Online Application	REMARKS
DNB PAEDIATRIC INTENSIVE CARE	Clubbed group for PAEDIATRIC CARDIOLOGY/ NEONATOLOGY/ PAEDIATRIC GASTROENTEROLOGY/ PAEDIATRIC HEPATOLOGY/ PAEDIATRIC NEPHROLOGY/ PAEDIATRIC ONCOLOGY	The merit list for DM Paediatric Cardiology/ Neonatology/Paediatric Gastroenterology/ Paediatric Hepatology/ Paediatric Nephrology/ Paediatric Oncology will be utilized for filling DNB Paediatric Intensive Care seats.

12.5. Prior entry qualification for DNB Super Specialty Courses will be the same as for corresponding DM/MCh Courses and any change in feeder entry qualification for any DM/MCh Course(s) will be automatically applicable for the corresponding DNB Super Specialty Course(s).

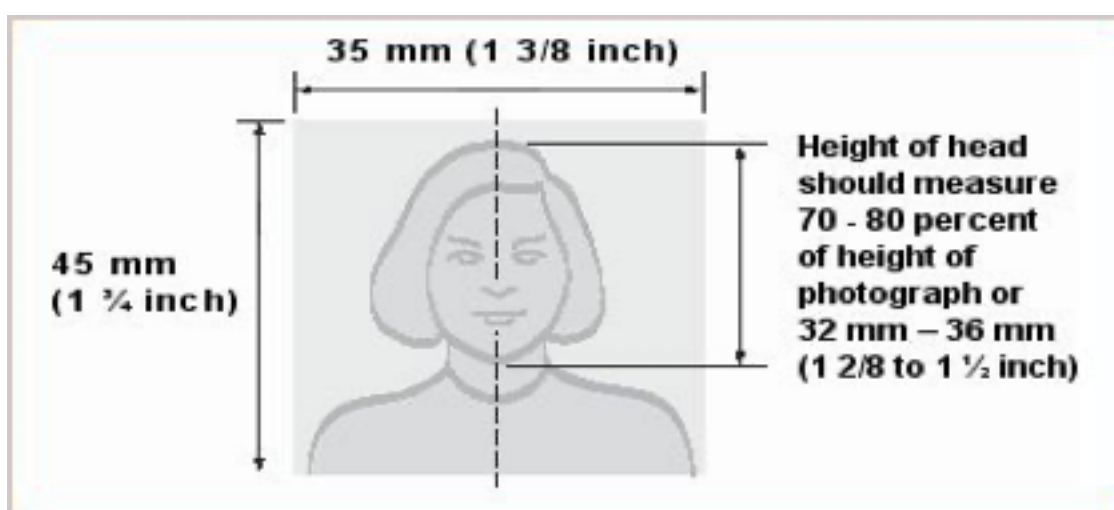
12.6. Candidates desirous of a seat in the above-mentioned DNB Super Specialty Courses in July 2020 Admission session will be required to register themselves for NEET-SS 2020 and appear in the common counseling conducted by Medical Counseling Committee DGHS, MoHFW, GoI.

Image Upload Instructions

Before applying online, a candidate will be required to have a scanned (digital) image of his/her photograph, signature and thumb impression as per the specifications given below. Your online application will not be registered unless you upload your photograph, signature and thumb impression as specified.

A. PHOTOGRAPH

Processes for photo upload:



The applicant can upload their photograph in two ways:

- Through digital camera/ webcam
- By scanning the physical photograph.

I. CLICKING YOUR PHOTO



-
- a. Stand/sit against a **white background** (Avoid distracting backgrounds)
 - b. The image must not include other objects or additional people. Ensure that you are only one person in picture.
 - c. The image must contain the full face, ears, neck, and shoulders of the entrant in frontal view with a neutral, non-smiling expression and with eyes open and directed at the camera.
 - d. The image must not contain any parts of the body below the entrant's shoulders.
 - e. Click colour photograph in **bright light** using any digital device preferably with > 5-megapixel resolution). Avoid using flash as it tends to create a shadow on the white background.
 - f. Avoid selfie; ask someone else to take the picture for you. They might also help to direct you a bit, like telling you to straight your head or tuck your hair behind your ears.

Editing of digital photograph:



- a. the photograph from the digital device to a computer/laptop.
- b. the photograph such that your head, shoulders are visible and occupy most of the image.
- c. The size of image should be less than 80kb. Size of the image can be checked by right click on the image and then go to "Properties" link. (maintain aspect ratio, i.e. height and width ratio to avoid distortion of image)

II. PHOTO SCAN PROCESS

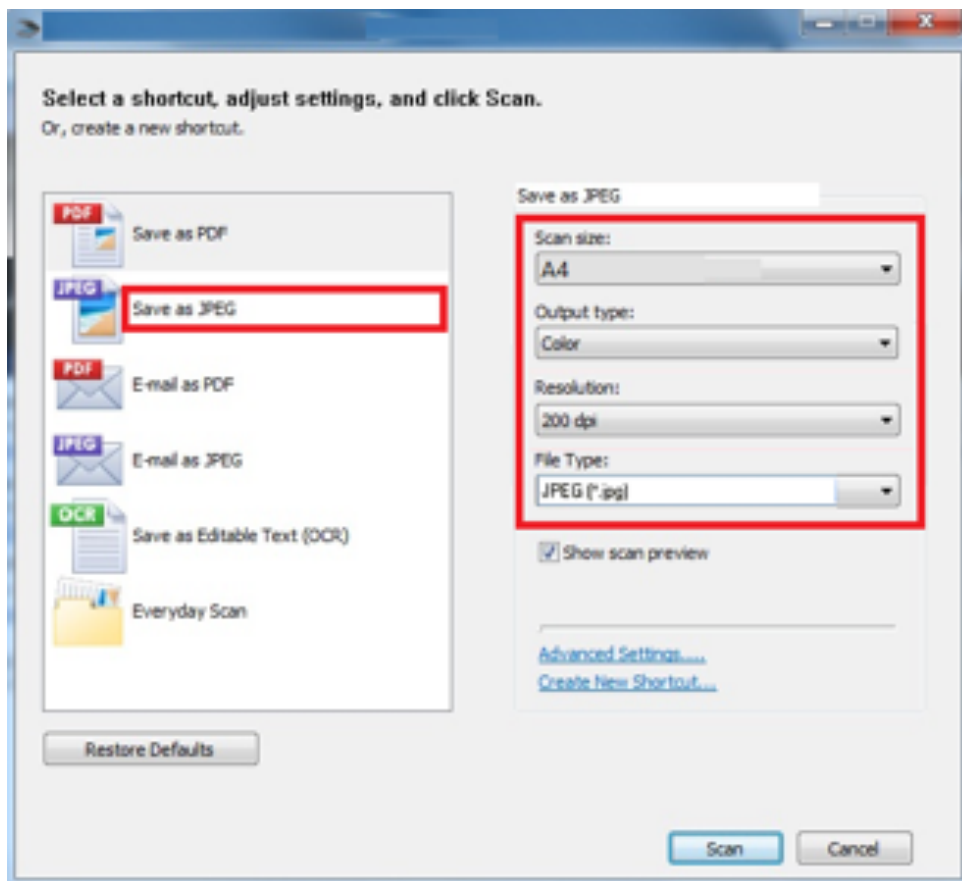

In case you already have a professionally clicked passport size colour photograph follow the following procedure to prepare scanned image of the same.

Before you scan the photograph ensure that

- a. Photo has been taken against a white background without a border and clearly shows your face, eyes and both ears.
- b. The photograph is of standard passport size (35mm X 45mm, width X height)
- c. The photograph is recent (within 6 months of online application).
- d. Choose a solo photo for scanning. Cropping a group photo isn't acceptable.
- e. Profile photograph is not acceptable.

Scanning process of already available photograph

- a. **Draw a box** minimum 35x45 mm size on a white sheet of paper using pencil.
- b. Affix your latest passport size photograph in the draw box.
- c. Set the scanner resolution to a minimum of 200 dpi (dots per inch)
- d. Set Color to True Color
- e. **Place sheet of paper face down on the printer or scanner surface. Press scan button on the scanner or use the scanning program on your computer.**
- f. **Crop** the image such that borders of box are reached.
- g. **Save the scanned images** as .jpg/.jpeg as "Photograph.jpg" or "Photograph.jpeg."
- h. The size of image should be less than 80kb. Size of the image can be checked by right click on the image and then go to "Properties" link.
- i. If the size of the image is more than 80 kb, then adjust the settings of scanner such as set the dpi of the scanner to 200 dpi and quality of image at low. If image size is still more than 80 kb then resize the image to the given specifications.



Checklist before uploading digital image of photo



- Photograph is in colour with white background.
- Your face is clearly visible.
- The size of image should be less than 80kb.
- Image is in .jpg/.jpeg format.
- Image is not blurred in the process of editing.
- Digital enhancement or other alterations or retouching are not permitted.
- Make sure your face takes up at least 70-80% of the frame.

B. SIGNATURE

Digital image of your Signature can be made in two ways:

- Using a digital device to directly image (i.e. camera)
- Scanning the signature

I. PREPARING DIGITAL IMAGE OF SIGNATURE USING A DIGITAL DEVICE (CAMERA)

Clicking image of signature using a digital device:

- Draw a box of size 1.5 cm (height) x 3.5 cm (width). Use a black or dark blue ink pen to sign within this box.
- Click the signature within the box in bright light conditions using any digital device (preferably with > 5-megapixel resolution). Avoid using flash.

-
- c. Check the shadow of your hands/camera/smartphone etc. does not fall on the sheet.



Editing digital image of the signature:

- Transfer the digital image to a computer/laptop.
- If required, use **auto-correct feature** of image editing software so that the signature is clear against a white background.
- Crop** the image such that borders of box are reached.
- Resize** the image to 20 – 100 Kb (maintain aspect ratio, i.e. height and width ratio to avoid distortion of image)

II. SCANNING THE SIGNATURE:

- The signatures should be **done by the candidates only** as it may be checked any time frequently.
- Signature done on the blank white page without lines only will be accepted
- Take the white sheet and mark the box size of 3.5 x 1.5 cm.
- Sign inside the box with **blue/black pen**.
- If the Applicant's signature on the answer script, at the time of the examination, does not match the signature on the Attendance Sheet, the applicant will be disqualified.
- Set the scanner to 200 dpi
- The scanned image should be saved in .jpeg/ .jpg format.
- Crop only box area.
- The size of image should be less than 80kb.



Draw a box and full signature in it



Scan



Preview scan to set scan area



Scan only BOX with signature not entire sheet

C. THUMB IMPRESSION

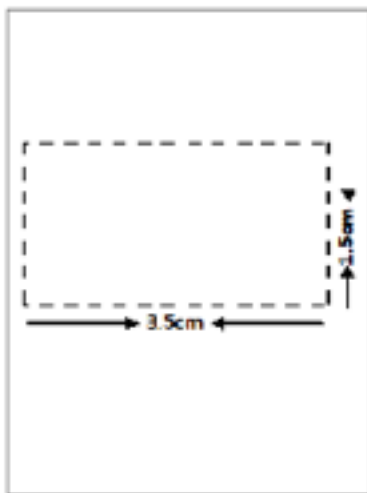
Instruction for preparing digital image of thumb print



Taking a thumb-print

- a. Draw a box of 1.5 cm x 3.5 cm (width x height) on a white sheet of paper (you may draw more than 1 box to take multiple thumb print and select the best).
- b. Use a fresh **blue/black** colour ink pad.

- c. Practice on a sheet of paper to get the proper thumb-print especially the density or darkness of the colour. The impression of the print should be clear and readable; neither dark nor smudged or light.
- d. Clean your hands and dry them before you begin (oil/dirt can obscure the prints)
- e. Gently press your **LEFT THUMB** against the ink pad and take a horizontal print of your left thumb within the box. Do not press too much or wriggle as it may lead to smudging of print. Preferably take impressions of thumb in more than box.

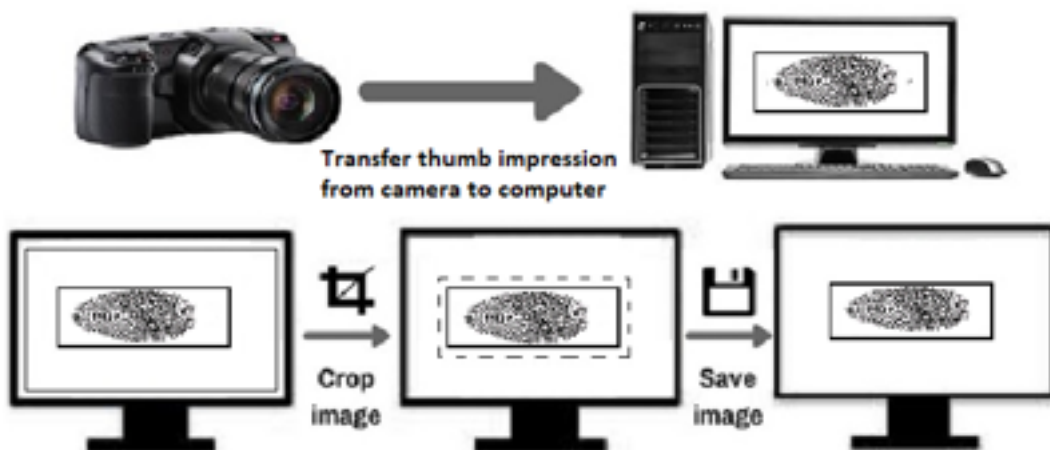


Draw a box of 1.5cm x 3.5cm for Left thumb impression



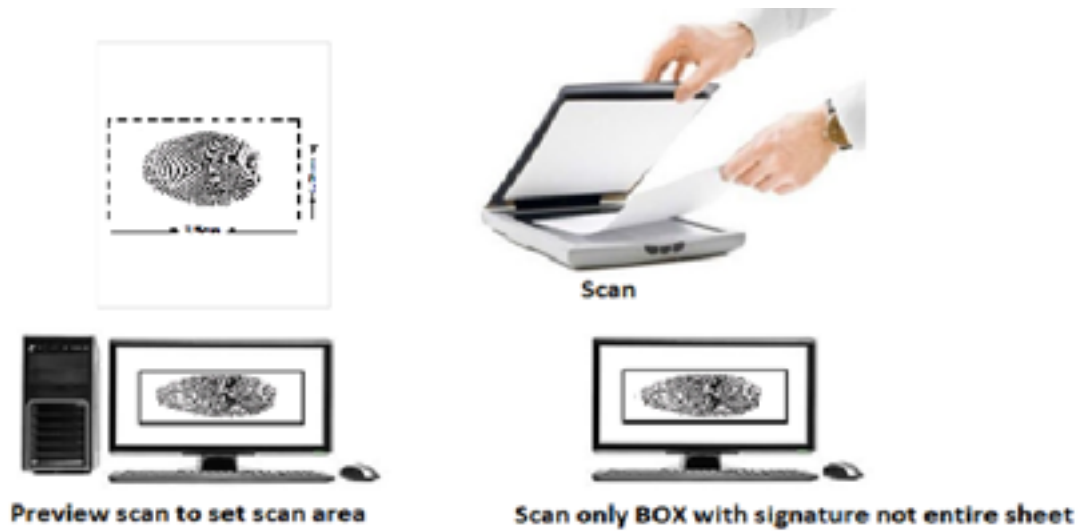
Left thumb impression within the box

I.PREPARING DIGITAL IMAGE OF THUMB IMPRESSION USING A DIGITAL DEVICE (CAMERA)















II. SCANNING THE THUMB IMPRESSION













- Set the scanner to 200 dpi.
- Save the scanned image of thumb-print as .jpg/ .jpeg format.
- Crop only box area.
- The size of image should be less than 80kb. Size of the image can be checked by right click on the image and then go to "Properties" link.







































INSTRUCTIONS FOR ACCEPTABLE PHOTOGRAPHS











Not Acceptable	Reason for Rejection	Acceptable
	<p style="text-align: center;">Cropped image</p>	
		
	<p style="text-align: center;">Not looking straight into camera</p>	
		
	<p style="text-align: center;">Black & White Photographs</p>	
		







	<p>Improper flash or improper lighting</p>	
		
	<p>Photo taken with mobile phone (including "selfies") resulting in distorted face</p>	
		
	<p>Distortion due to enlargement of an original smaller image</p>	
		
	<p>Improper Background or Sunglasses</p>	

























			
	Too much glare on spectacles		
			
	Spectacle rim over eyes		
			
INSTRUCTIONS FOR ACCEPTABLE SIGNATURES			
Not Acceptable Signature	Reason for Rejection	Acceptable	
	Signature not in rectangle box		











			
	Signature not in full		
			
	Initials are unacceptable		
			
	Signature in Capital		
			
	Signature is smaller in size. Instead of the box, entire page is scanned and uploaded.		
			

	Signature not in plain white background	
 		
	Signature and thumb impression in same box	
 		
	Signatures with dark background	
 		
	Signature outside the rectangle	
 		
	Signature in other than blue or black ink	

			
	Photograph uploaded in place of Signatures		
			
	Thumb Impression Uploaded in place of Signatures		
			

INSTRUCTIONS FOR ACCEPTABLE THUMB IMPRESSIONS		
Not Acceptable Signature	Reason for Rejection	Acceptable
	Thumb impression in other than blue or black ink	
		
	Thumb impression taken via mobbile phone/camera with dark background	

			
	Incomplete thumb impression		
			
	Picture of thumb impression		
			
	Thumb impression uploaded is partly cropped / not scanned completely.		
			
	Thumb impression is not clear		
			
	Dry thumb impression		
			
	Thumb impression not in plain white background		

			
	Thumb Impression obscured by too much ink.		
			
	Thumb Impression is too small; upload full A4 size sheet instead of box alone		
			

The time schedule for completion of admission process for DM/MCh Super Specialty Medical Courses for admission session 2020-2021 is as follows:

S. No.	Schedule for Super Specialty admission (DM/MCh Courses)	Date
1	Conduct of Entrance Examination	15th September 2020
2	Declaration of result of the qualifying Exam/Entrance Exam	By 25th September 2020
3	Commencement of academic session/term	15th October 2020
4	Last date up to which students can be admitted/joined	15th November 2020

**LIST OF SUPER SPECIALTY COURSES
AND CORRESPONDING
ELIGIBLE FEEDER SPECIALTY QUALIFICATIONS**

S. No.	Name of Feeder Specialty	Course Type	Name of Eligible Super Specialty Course(s)
1	MD/DNB GENERAL MEDICINE	DM	CLINICAL HAEMATOLOGY
		DM	NEPHROLOGY
		DM	MEDICAL ONCOLOGY
		DM	ENDOCRINOLOGY
		DM	CARDIOLOGY
		DM	PULMONARY MEDICINE
		DM	NEUROLOGY
		DM	GASTROENTEROLOGY
		DM	HEPATOLOGY
		DM	CLINICAL IMMUNOLOGY & RHEUMATOLOGY
		DM	INFECTIOUS DISEASE
		DM	CRITICAL CARE MEDICINE
		DM	MEDICAL GENETICS
		DM	PAEDIATRIC NEUROLOGY
DM	GERIATRIC MENTAL HEALTH		
2	MD/DNB PSYCHIATRY	DM	GERIATRIC MENTAL HEALTH
3	MD/DNB RADIODIAGNOSIS/ RADIOLOGY	DM	NEURORADIOLOGY/ INTERVENTIONAL RADIOLOGY
4	MD/DNB ANAESTHESIOLOGY	DM	CARDIAC ANAESTHESIA / ORGAN TRANSPLANT ANAESTHESIA & CRITICAL CARE / PAEDIATRIC AND NEONATAL ANAESTHESIA
		DM	CRITICAL CARE MEDICINE

5	MD/DNB PAEDIATRICS	DM	CARDIOLOGY
		DM	CLINICAL HAEMATOLOGY
		DM	ENDOCRINOLOGY
		DM	PULMONARY MEDICINE
		DM	NEUROLOGY / PAEDIATRIC NEUROLOGY
		DM	NEPHROLOGY
		DM	HEPATOLOGY
		DM	CLINICAL IMMUNOLOGY & RHEUMATOLOGY
		DM	INFECTIOUS DISEASE
		DM	MEDICAL GENETICS
		DM	MEDICAL ONCOLOGY
		DM	CRITICAL CARE MEDICINE
		DM	PAEDIATRIC CARDIOLOGY / NEONATOLOGY / PAEDIATRIC GASTROENTEROLOGY / PAEDIATRIC HEPATOLOGY / PAEDIATRIC NEPHROLOGY / PAEDIATRIC ONCOLOGY
6	MD/DNB RADIOTHERAPY / RADIATION ONCOLOGY	DM	MEDICAL ONCOLOGY
7	MD/DNB PHARMACOLOGY	DM	CLINICAL PHARMACOLOGY
8	MD/DNB PATHOLOGY	DM	CLINICAL HAEMATOLOGY
		DM	ONCO-PATHOLOGY
9	MD/DNB BIOCHEMISTRY	DM	CLINICAL HAEMATOLOGY
10	MD TROPICAL MEDICINE	DM	INFECTIOUS DISEASE

11	MD/DNB RESPIRATORY MEDICINE	DM	PULMONARY MEDICINE
		DM	CARDIOLOGY
		DM	INFECTIOUS DISEASE
		DM	CRITICAL CARE MEDICINE
12	MD/DNB EMERGENCY MEDICINE	DM	CRITICAL CARE MEDICINE
13	MS/DNB GENERAL SURGERY	MCh	PLASTIC & RECONSTRUCTIVE SURGERY
		MCh	HEPATO-PANCREATO BILIARY SURGERY / SURGICAL GASTROENTEROLOGY (G.I. SURGERY)
		MCh	UROLOGY(GENITO-URINARY SURGERY)
		MCh	VASCULAR SURGERY / CARDIO VASCULAR AND THORACIC SURGERY / THORACIC SURGERY / PAEDIATRIC CARDIOTHORACIC VASCULAR SURGERY
		MCh	NEURO SURGERY
		MCh	ENDOCRINE SURGERY
		MCh	PAEDIATRIC SURGERY
		MCh	SURGICAL ONCOLOGY
		MCh	HEAD AND NECK SURGERY
		MCh	HAND SURGERY
14	MD/MS/DNB OBSTETRICS & GYNAECOLOGY	MCh	GYNAECOLOGICAL ONCOLOGY / REPRODUCTIVE MEDICINE AND SURGERY
		DM	MEDICAL GENETICS

15	MS/DNB ENT	MCh	HEAD & NECK SURGERY
16	MS/DNB ORTHOPAEDICS	MCh	HAND SURGERY
		MCh	PAEDIATRIC ORTHOPAEDICS
17	MCh/DNB PLASTIC SURGERY	MCh	HAND SURGERY

It is hereby clarified that the prior entry qualifications shall be strictly in accordance with Post Graduate Medical Education Regulations, 2000 and its amendments notified by MCI and any clarification issued from MCI in this regard.

Candidates are required to refer to Medical Council of India website www.mciindia.org for latest information regarding institutes offering DM/MCh courses and availability of seats.

**LIST OF DM/MCh COURSES WITH THEIR
PRIOR ENTRY QUALIFICATIONS**

S. No	Name of Super Specialty Course	Course Type	Prior Requirement as per Post Graduate Medical Education Regulations, 2000
1	Cardiac Anaesthesia	DM	MD/DNB (Anaesthesia)
2	Cardiology	DM	MD/DNB (General Medicine) MD/DNB (Paediatrics) MD/DNB (Respiratory Medicine)
3	Clinical Haematology	DM	MD/DNB (General Medicine) MD/DNB (Paediatrics) MD/DNB (Biochemistry) MD/DNB (Pathology)
4	Clinical Immunology & Rheumatology	DM	MD/DNB (General Medicine) MD/DNB (Paediatrics)
5	Clinical Pharmacology	DM	MD/DNB (Pharmacology)
6	Critical Care Medicine	DM	MD/DNB (Emergency Medicine) MD/DNB (General Medicine) MD/DNB (Respiratory Medicine) MD/DNB (Anaesthesia) MD/DNB (Paediatrics)
7	Endocrinology	DM	MD/DNB (General Medicine) MD/DNB (Paediatrics)

8	Gastroenterology	DM	MD/DNB (General Medicine)
9	Geriatric Mental Health	DM	MD/DNB (General Medicine) MD/DNB (Psychiatry)
10	Hepatology	DM	MD/DNB (General Medicine) MD/DNB (Paediatrics)
11	Infectious Disease	DM	MD/DNB (General Medicine) MD/DNB (Paediatrics) MD/DNB (Respiratory Medicine) MD (Tropical Medicine)
12	Medical Genetics	DM	MD/DNB (General Medicine) MD/MS/DNB (Obst. & Gynae) MD/DNB (Paediatrics)
13	Medical Oncology	DM	MD/DNB (General Medicine) MD/DNB (Paediatrics) MD/DNB (Radiation Oncology)
14	Neonatology	DM	MD/DNB (Paediatrics)
15	Nephrology	DM	MD/DNB (General Medicine) MD/DNB (Paediatrics)
16	Neuro Radiology	DM	MD/DNB (Radio-Diagnosis)
17	Interventional Radiology	DM	MD/DNB (Radio diagnosis)
18	Neurology	DM	MD/DNB (General Medicine) MD/DNB (Paediatrics)

19	Onco-Pathology	DM	MD/DNB (Pathology)
20	Organ Transplant Anaesthesia & Critical Care	DM	MD/DNB (Anaesthesia)
21	Paediatric and Neonatal Anaesthesia	DM	MD/DNB (Anaesthesia)
22	Paediatric Hepatology	DM	MD/DNB (Paediatrics)
23	Paediatric Nephrology	DM	MD/DNB (Paediatrics)
24	Paediatric Oncology	DM	MD/DNB (Paediatrics)
25	Paediatric Neurology	DM	MD/DNB (Paediatrics)
		DM	MD/DNB (General Medicine)
26	Paediatric Cardiology	DM	MD/DNB (Paediatrics)
27	Paediatric Gastroenterology	DM	MD/DNB (Paediatrics)
28	Pulmonary Medicine	DM	MD/DNB (General Medicine)
			MD/DNB (Paediatrics)
			MD/DNB (Respiratory Medicine)
29	Cardio vascular and Thoracic Surgery	MCh	MS/DNB (General Surgery)
30	Endocrine Surgery	MCh	MS/DNB (General Surgery)
31	Gynaecological Oncology	MCh	MD/MS/DNB (Obst. & Gynae)
32	Hand Surgery	MCh	MS/DNB (General Surgery)
			MS/DNB (Orthopaedics)

			MCh /DNB (Plastic Surgery)
33	Head and Neck Surgery	MCh	MS/DNB (ENT) MS/DNB (General Surgery)
34	Hepato Pancreato Biliary Surgery	MCh	MS/DNB (General Surgery)
35	Neurosurgery	MCh	MS/DNB (General Surgery)
36	Paediatric Cardiothoracic Vascular Surgery	MCh	MS/DNB (General Surgery)
37	Paediatric Surgery	MCh	MS/DNB (General Surgery)
38	Paediatric Orthopaedics	MCh	MS/DNB (Orthopaedics)
39	Plastic & Reconstructive Surgery	MCh	MS/DNB (General Surgery)
40	Reproductive Medicine & Surgery	MCh	MD/MS/DNB (Obst. & Gynae)
41	Surgical Gastroenterology / G. I. Surgery	MCh	MS/DNB (General Surgery)
42	Surgical Oncology	MCh	MS/DNB (General Surgery)
43	Thoracic Surgery	MCh	MS/DNB (General Surgery)
44	Urology/Genito-Urinary Surgery	MCh	MS/DNB (General Surgery)
45	Vascular Surgery	MCh	MS/DNB (General Surgery)

It is hereby clarified that the prior entry qualifications shall be strictly in accordance with Post Graduate Medical Education Regulations, 2000 and its amendments notified by MCI and any clarification issued from MCI in this regard.

Candidates are required to refer to Medical Council of India website www.mciindia.org for latest information regarding institutes offering DM/MCh courses and availability of seats.

**Ministry of Health and Family Welfare
Government of India**

NOTIFICATION

All Health Secretaries (State Govts.), Director (Medical Education) of all State Govts., Vice Chancellors, Registrar and Principal's of All Medical Educational Institutions in a State/Union Territory, including all Medical Educational Institutions established by the Central Government, State Government, University, Deemed University, Trust, Society or a Company/Minority Institutions/Corporations.

Kindly refer to the NBE's letter No. NBE/11112017/261 dated 17.04.2017 and Ministry of Health and Family Welfare letter no, V.26012/02/2016- MFP (Pt.) has directed in its order:

"There shall be a common counseling for all seats of NEET-Super Speciality-2017 at National Level to be conducted by Directorate General of Health Services (DGHS)".

Hence you are requested to comply with MoHFW directions and all Medical Educational Institutions in a State/Union Territory, Including all Medical Educational Institutions established by the Central Government, State Government University, Deemed University, Trust, Society or a Company/ Minority Institutions/ Corporations conducting D.M. and M.Ch. course are required to contribute the above said seats for common online counseling of NEET-Super Speciality for the current academic year 2017-18 to be conducted by DGHS/ MoHFW, Govt. of India to avoid any adverse situation in the matter. information should be provided with two days of the publication of advertisement.

Copy of the Order is available on MCC website i.e.:www.mcc.nic.in you may also contact us on the adgme@nic.in

Tel: 011-23062493, 011-23061110, Fax: 011-23061907

Davp 17102/11/0016/1718

ADG(ME)

National Board of Examinations
Medical Enclave, Ansari Nagar,
Mahatma Gandhi Marg (Ring Road)
New Delhi- 110029

Candidate Helpline: 022 - 61087595
(Monday to Friday: 09:30AM to 06:00 PM)
Website: www.natboard.edu.in and www.nbe.edu.in